

Wyoming Prevention Needs Assessment

Research Brief for Sublette County



Prepared in Collaboration with

Wyoming Department of Health
Substance Abuse Division

by

DATACORP

Kelly R. Breeden, M.S.
Nicoletta Lomuto, M.A.
P. Allison Minugh, Ph.D.

September 2004

Wyoming Department of Health
Substance Abuse Division
2424 Pioneer Avenue, Suite 306
Cheyenne, WY 82002
Phone: (307) 777-6494
<http://sad.state.wy.us>

DATACORP
200 West 17th Street, Suite 115
Phone: (307) 634-1808
Fax: (307) 634-9676
www.mjdatacorp.com

INTRODUCTION

This report highlights results from the Wyoming Department of Health, Substance Abuse Division's (WDH SAD) second survey of students across the State of Wyoming. This survey, the Prevention Needs Assessment (PNA), was first conducted in October 2001 and, most recently, during March and April 2004. All 6th, 8th, 10th, and 12th grade students were selected to participate in this year's PNA survey.

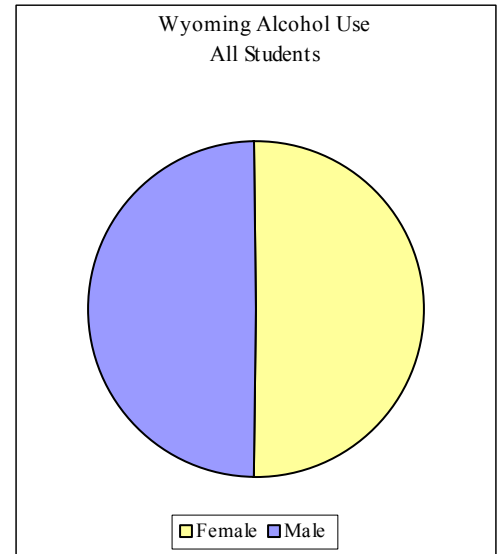
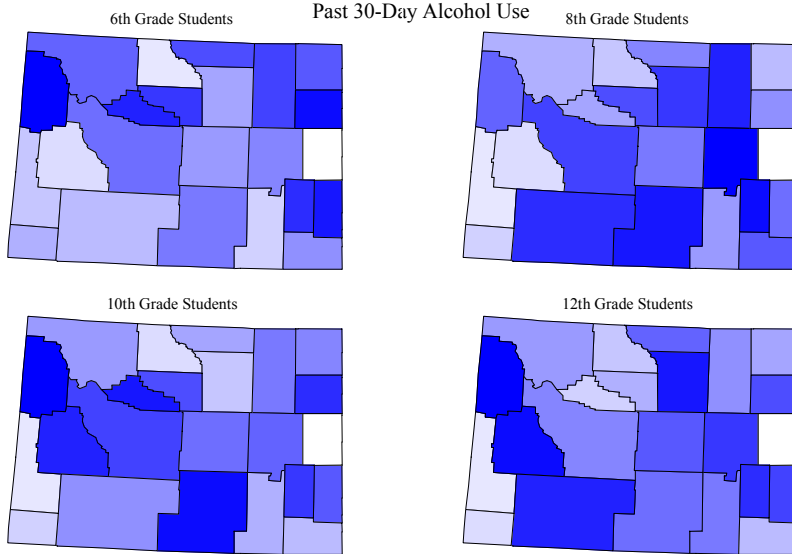
The survey included a variety of questions about substance use and abuse. The study identified substance abuse risk and protective factors that students across Wyoming experience. Along with the risk and protective factor profiles, the survey identified antisocial behavior profiles. Additional topics included student perception of safety and school issues.

In particular, this report compares national, state, and county data across for four substance use outcomes. The substances examined in this report are alcohol, marijuana, stimulants, and tobacco. Smokeless tobacco and cigarette use are reported on the tobacco use fact sheet. All of the results are reported for use in the past 30 days, except for binge drinking which is reported in the past two weeks.

The national data are from The Monitoring the Future Study, given by the University of Michigan. The survey was given to a representative sample of 8th, 10th, and 12th grade students across the United States of America. *Because of this, national results are not available for 6th grade students in this report.*

HOW DOES SUBLETTE COUNTY COMPARE WITH THE STATE AND THE NATION?

Wyoming Results by County



The lighter the color, the lower the prevalence rate.
To protect confidentiality, data are not reported for Niobrara County.

PERCENT OF STUDENTS REPORTING DRINKING ALCOHOL IN THE PAST 30 DAYS

Grade Level	Across the United States	Across Wyoming	Across Sublette County
6	--	6.0%	2.3%
8	19.7%	23.9%	10.9%
10	35.4%	40.7%	47.6%
12	47.5%	53.0%	68.1%

PERCENT OF STUDENTS REPORTING DRINKING HEAVILY IN THE PAST 2 WEEKS

Across the United States

- 11.9% of 8th grade students
- 22.2% of 10th grade students
- 27.9% of 12th grade students

Across Wyoming

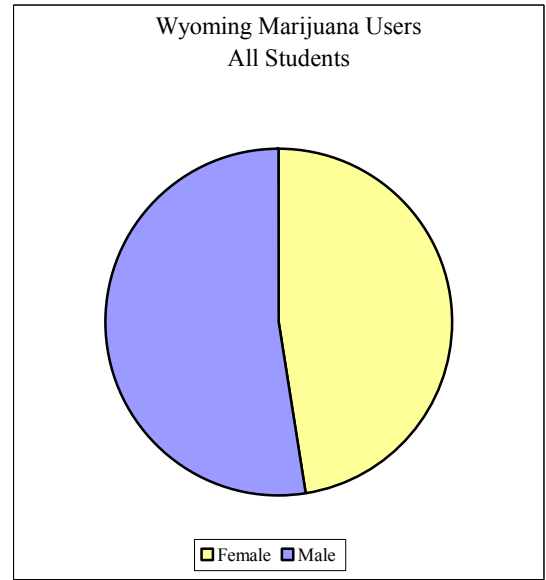
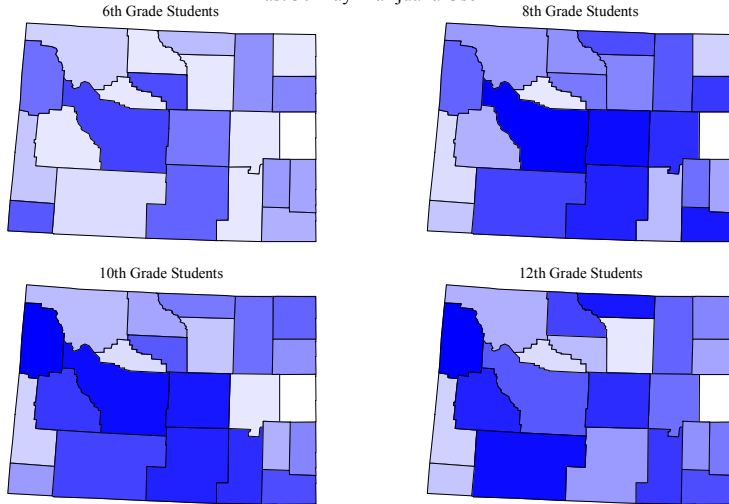
- 6.2% of 6th grade students
- 15.2% of 8th grade students
- 26.7% of 10th grade students
- 37.4% of 12th grade students

Across Sublette County

- 2.2% of 6th grade students
- 7.0% of 8th grade students
- 26.2% of 10th grade students
- 53.1% of 12th grade students

HOW DOES SUBLETTE COUNTY COMPARE WITH THE STATE AND THE NATION?

Wyoming Results by County
Past 30-Day Marijuana Use

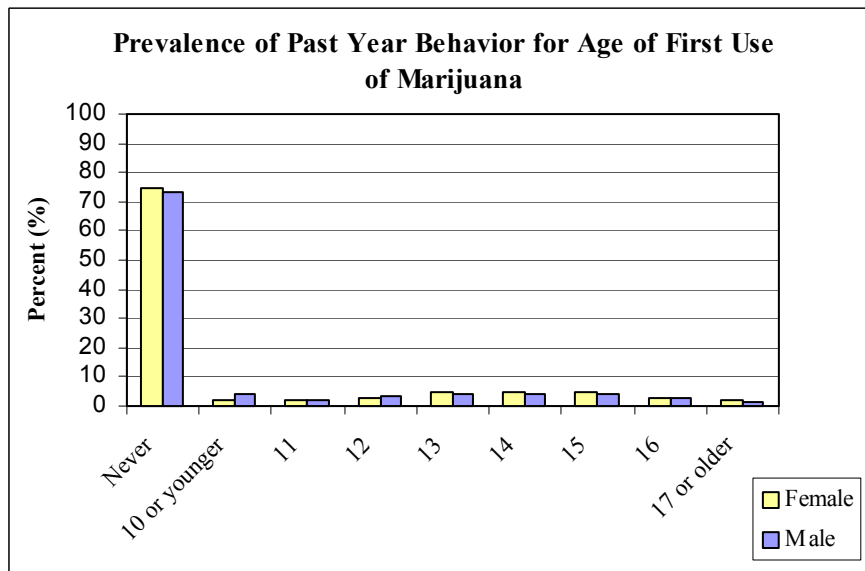


The lighter the color, the lower the prevalence rate.
To protect confidentiality, data are not reported for Niobrara County.

PERCENT OF STUDENTS REPORTING USING MARIJUANA IN THE PAST 30 DAYS

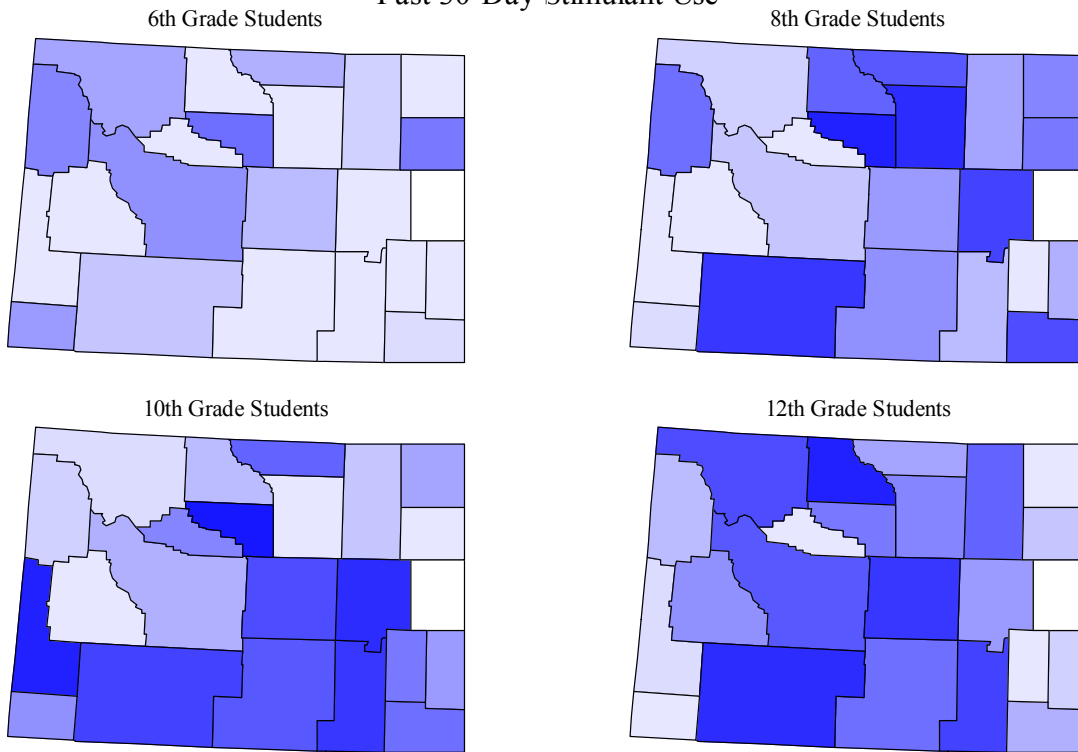
Grade Level	Across the United States	Across Wyoming	Across Sublette County
6	--	1.5%	0.0%
8	7.5%	8.4%	2.2%
10	17.0%	15.8%	19.0%
12	21.2%	19.8%	25.5%

AGE OF FIRST USE OF MARIJUANA



HOW DOES SUBLETTE COUNTY COMPARE WITH THE STATE?

Wyoming Results by County
Past 30-Day Stimulant Use



The lighter the color, the lower the prevalence rate.
To protect confidentiality, data are not reported for Niobrara County.

PERCENT OF STUDENTS REPORTING USING STIMULANTS IN THE PAST 30 DAYS²

Grade Level	Across Wyoming	Across Sublette County
6	0.3%	0.0%
8	1.3%	0.0%
10	2.3%	0.0%
12	2.5%	2.1%

AVERAGE NUMBER OF RISK FACTORS

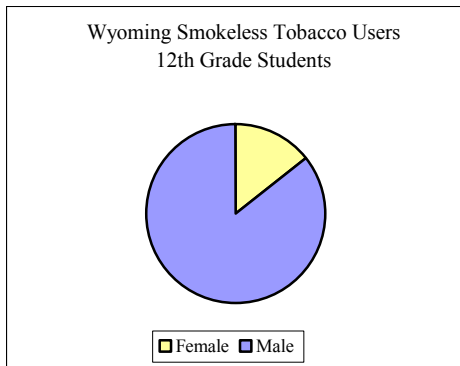
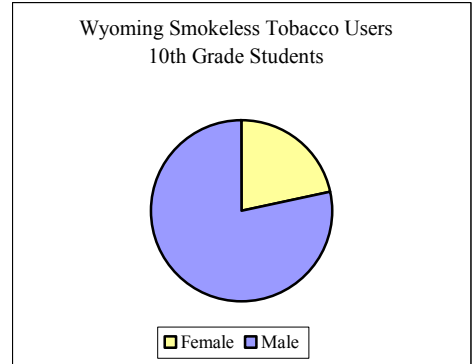
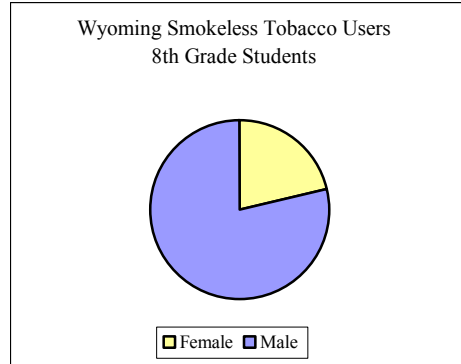
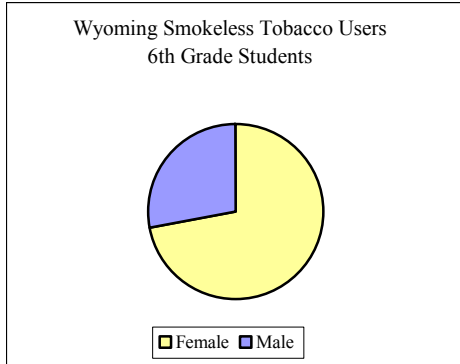
Did the Student Report Using Stimulants in the Past 30 Days?	Across Wyoming	Across Sublette County
Yes	18.5	14.0
No	9.7	9.2

¹ Stimulants include amphetamines, methamphetamines, crystal, and/or crank.

² National data were not available for stimulants.

HOW DOES SUBLETTE COUNTY COMPARE WITH THE STATE AND THE NATION?

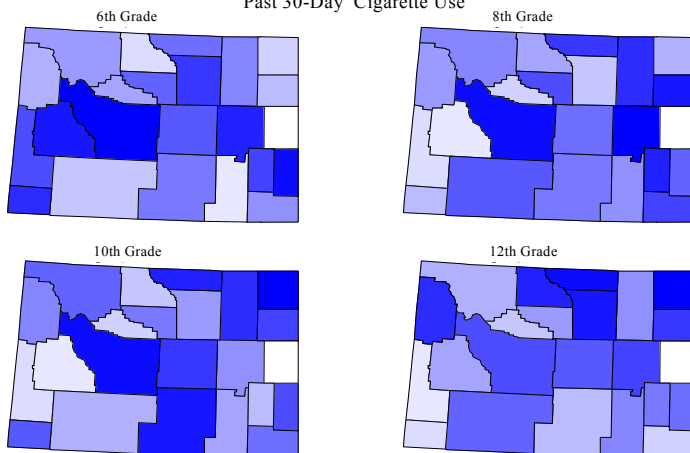
PERCENT OF STUDENTS REPORTING USING SMOKELESS TOBACCO³ IN THE PAST 30 DAYS



Grade Level	Across the United States	Across Wyoming	Across Sublette County
6	--	3.3%	0%
8	4.1%	4.9%	2.2%
10	5.3%	10.1%	14.3%
12	6.7%	14.2%	33.3%

PERCENT OF STUDENTS REPORTING CIGARETTE USE IN THE PAST 30 DAYS

Wyoming Results by County
Past 30-Day Cigarette Use



Across the United States

- 10.2% of 8th grade students
- 16.7% of 10th grade students
- 24.4% of 12th grade students

Across Wyoming

- 3.6% of 6th grade students
- 11.1% of 8th grade students
- 21.2% of 10th grade students
- 25.4% of 12th grade students

Across Sublette County

- 8.5% of 6th grade students
- 0.0% of 8th grade students
- 9.5% of 10th grade students
- 20.8% of 12th grade students

³ Smokeless tobacco comprises of chew, snuff, plug, dipping tobacco, and/or chewing tobacco.
Prepared by DATACORP for the Wyoming Department of Health, Substance Abuse Division